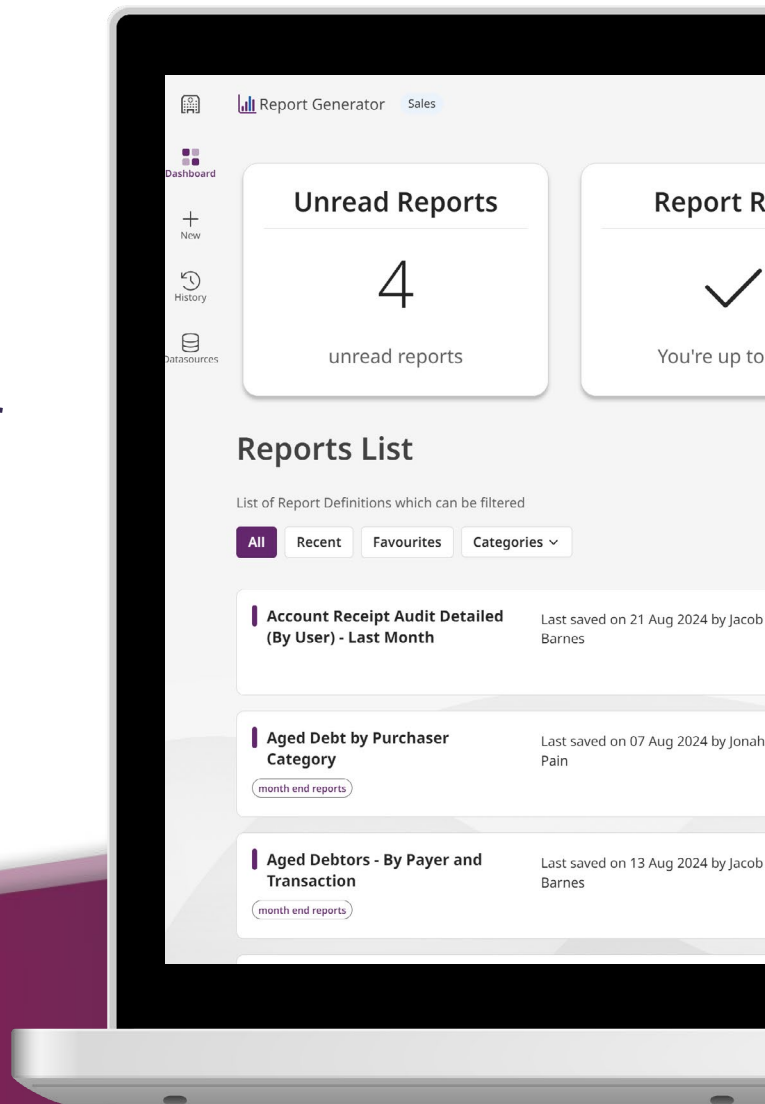


Compucare[®]

Report Generator



Report Generator

Empower your decision-making with actionable insights.

Monitor, analyse and project your Hospital or Clinic performance with our powerful web-based business intelligence solution.


Key Features:

- ✓ 30 new reports across core statistics
- ✓ Customisable to suit your needs
- ✓ Secure web-based platform
- ✓ Automated scheduled reports
- ✓ Enhanced security & automatic updates

[Compucare's Report Generator](#) enhances your data reporting capabilities. The modern, secure, and user-friendly web application empowers your team to easily make data-driven decisions.

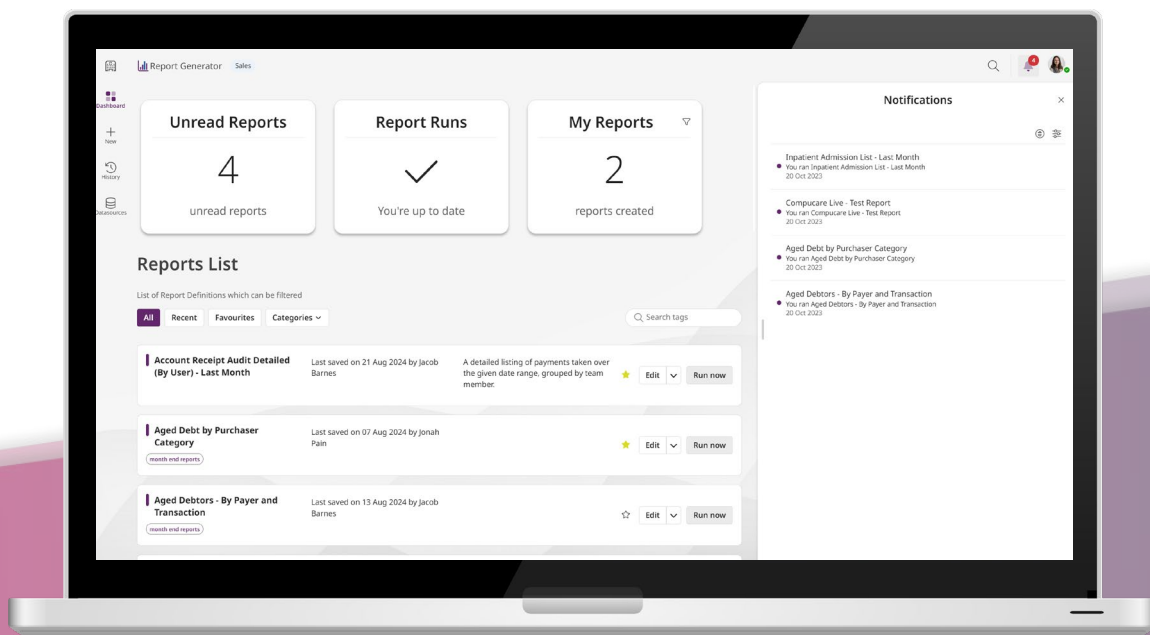
Hosted securely via the web, the sleek and modern interface is effortless to navigate. The three top tiles show users a quick snapshot of total reports unread, ran and created.

The navigation along the left directs users to create a new report, view their history or return back to the homepage. From here, you can visit the main Compucare web solution, or select a new data source if you have multiple organisations.

Clicking on the bell icon  will also inform users of any unread notifications related to the platform.



Scan the QR code to watch the Compucare Report Generator video on the Streets Heaver YouTube channel.



Report Generator Dashboard

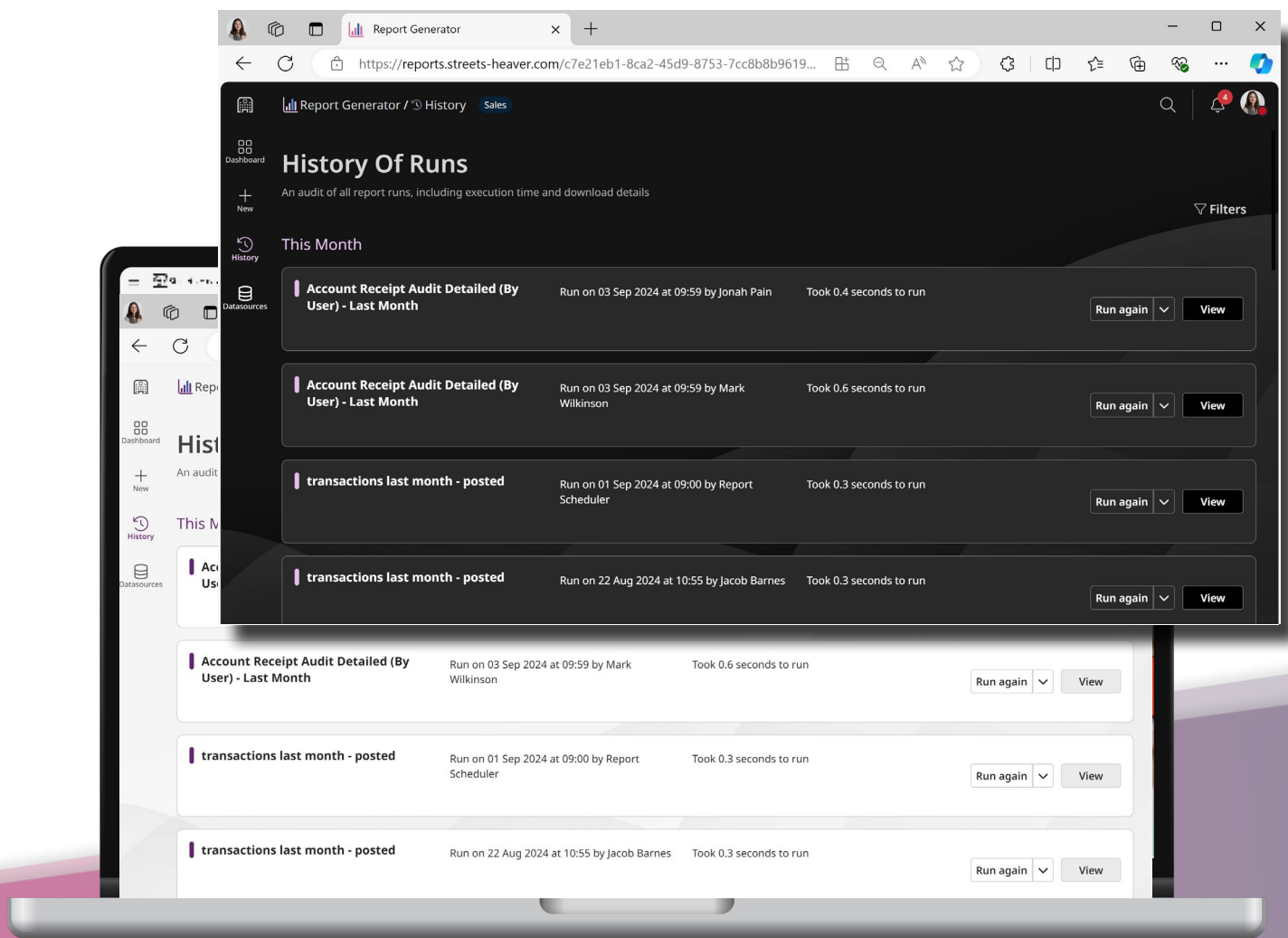
Secure, Hosted Solution



Users can access the Report Generator through any web browser on any device, making it easy to create, share and review reports at your convenience. Logging in is more secure and straight forward than ever with email, password, and two-factor authentication via Azure Active Directory integration for Single Sign-On (SSO).

Built using the latest technology on Microsoft Azure, the Report Generator ensures there's no need for complex installations and manual upgrades. The web-based platform delivers automated updates, ensuring you're always up-to-date with the latest features.

The modern platform also offers usability options such as dark or light mode and will intuitively follow your browsers default viewing preferences. This means a user's unique accessibility needs can be seamlessly adhered to.



History of Runs - Light & Dark Mode

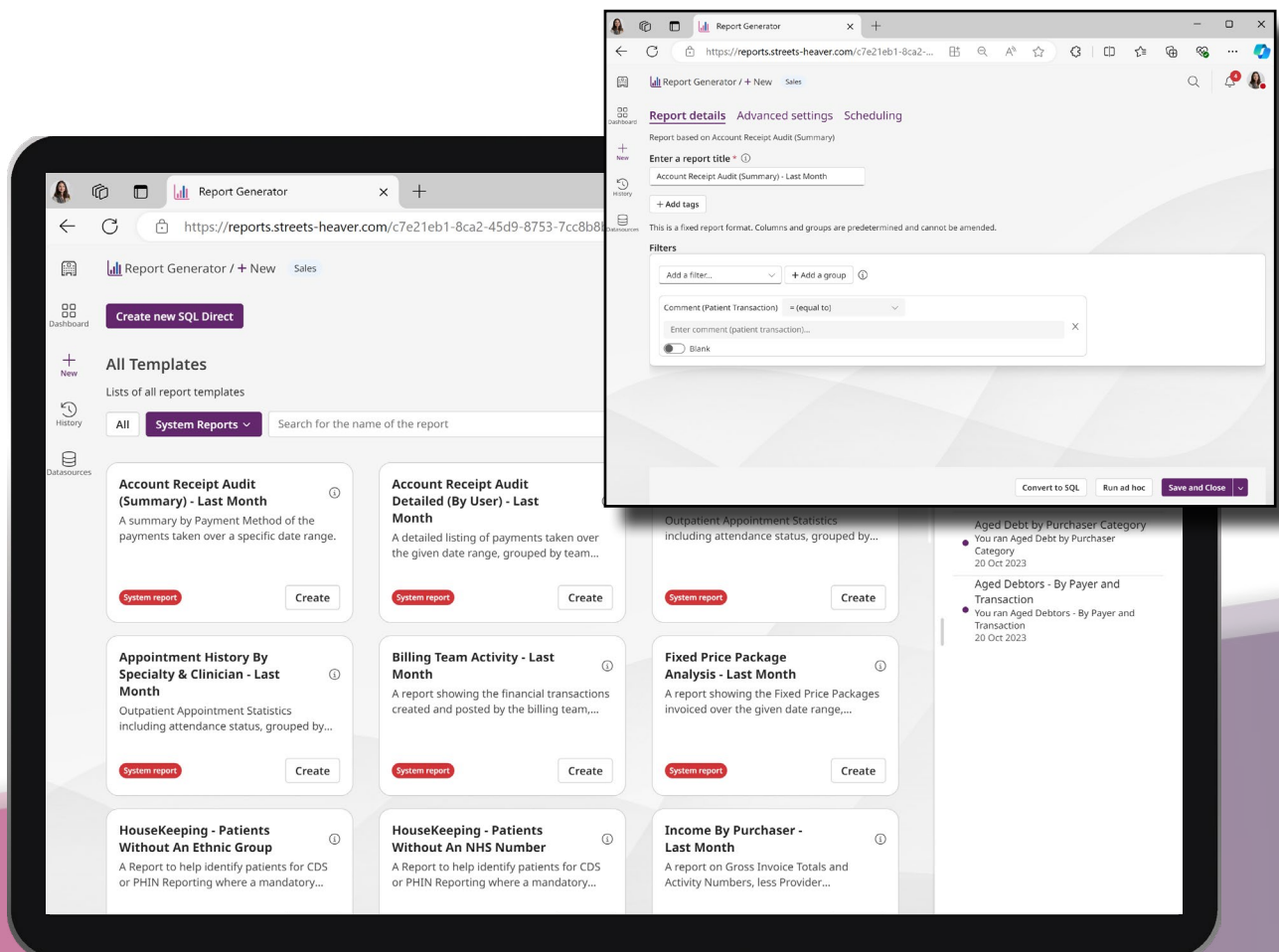
Intuitive Reports

With over 30 new reports covering core statistics, you gain a comprehensive view of your organisation. Reports can be customised by adding columns, groups and filters. Our Smart Search feature makes it easy to select elements and then drag and drop them into your chosen order. You can also adjust column widths and sort orders to meet your needs. Additionally, you can utilise the SQL Direct feature for custom ad-hoc reports.

Additionally, you can save reports or run them ad-hoc. The system notifies you when your report is ready to view or download in your preferred format, whether that's CSV or Excel. You can schedule reports to run at regular intervals and receive email notifications, making it convenient for your team to access and review securely within the Report Generator.

The Compucare Report Generator enables users to favourite reports for quick and easy access. They can also be organised using the tags features. From the report history tab, you can create copies, edit, or rerun reports with ease.

More information on Compucare Report Generator can be found on the [Knowledge Base](#) or by contacting our dedicated Account Management team on 01522 872 000.



Create New Report